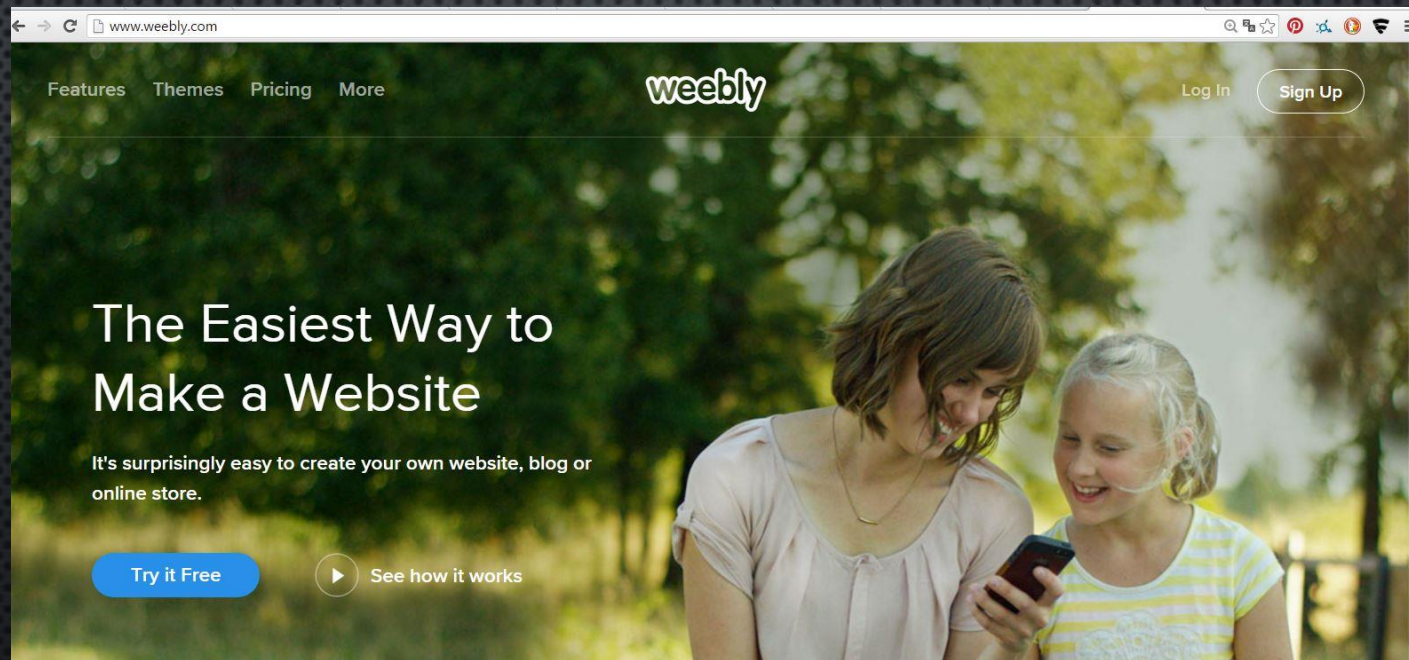


WEEBLY

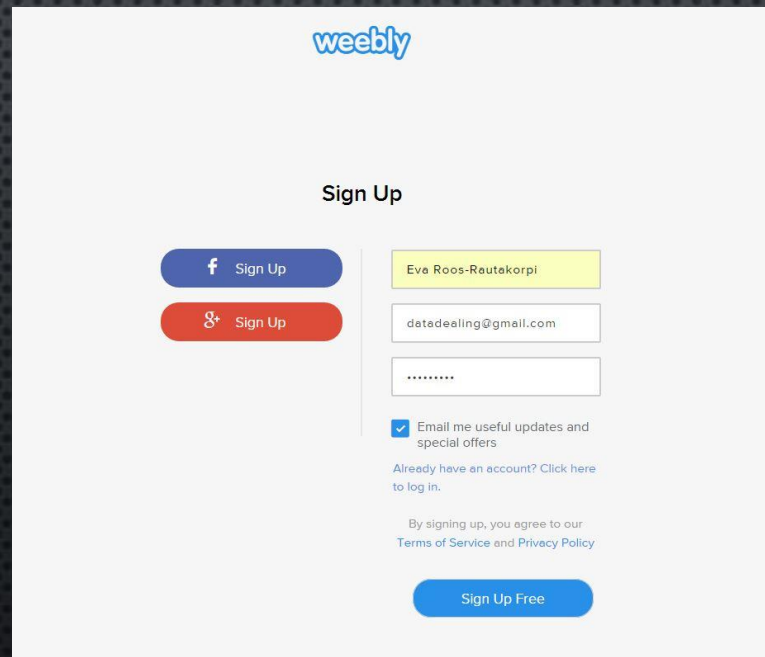
THE SITE, THE BLOG, THE SITE - BLOG

THE APP
WWW.WEEBLY.COM



CREATING YOUR ACCOUNT

REMEMBER TO MAKE NOTES



The screenshot shows the Weebly sign-up interface. At the top left is the Weebly logo. Below it is the heading "Sign Up". On the left side, there are two social media sign-up buttons: a blue Facebook button and a red Google+ button. On the right side, there is a form with three input fields: a name field containing "Eve Roos-Rautekorpi", an email field containing "detedealing@gmail.com", and a password field with masked characters. Below the form is a checked checkbox for "Email me useful updates and special offers". At the bottom of the form area, there is a link for "Already have an account? Click here to log in." and a line of text stating "By signing up, you agree to our Terms of Service and Privacy Policy". At the very bottom of the page is a large blue "Sign Up Free" button.

weebly

Sign Up

f Sign Up

g+ Sign Up

Eve Roos-Rautekorpi

detedealing@gmail.com

.....

Email me useful updates and special offers

[Already have an account? Click here to log in.](#)

By signing up, you agree to our [Terms of Service and Privacy Policy](#)

Sign Up Free

AFTER LOGIN | SELECTION OF THE ALTERNATIVES

What's the Focus of Your Site?



Site



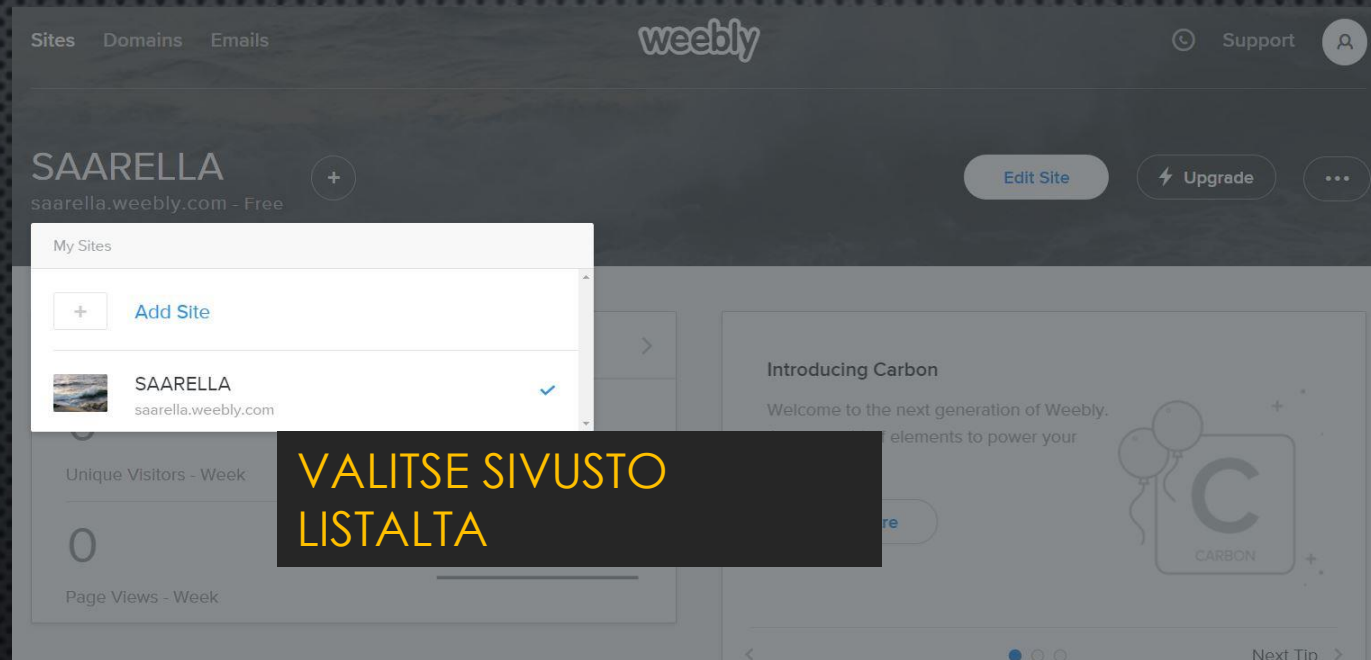
Blog



Store

You'll have access to all of our awesome
features no matter what you choose!

OR TO EDIT YOUR SITE (YOU ALREADY HAVE)



The screenshot shows the Weebly dashboard interface. At the top, there are navigation links for 'Sites', 'Domains', and 'Emails', along with the 'weebly' logo, a clock icon, 'Support', and a user profile icon. Below this, the main site name 'SAARELLA' is displayed with a plus icon, the URL 'saarella.weebly.com - Free', and buttons for 'Edit Site', 'Upgrade', and a three-dot menu. A 'My Sites' dropdown menu is open, showing a list of sites. The first item is 'SAARELLA' with a checkmark, indicating it is the selected site. Below the dropdown, there are statistics for 'Unique Visitors - Week' (0) and 'Page Views - Week'. A 'Next Tip' button is visible at the bottom right.

My Sites

- + Add Site
- SAARELLA saarella.weebly.com ✓

Unique Visitors - Week
0

Page Views - Week

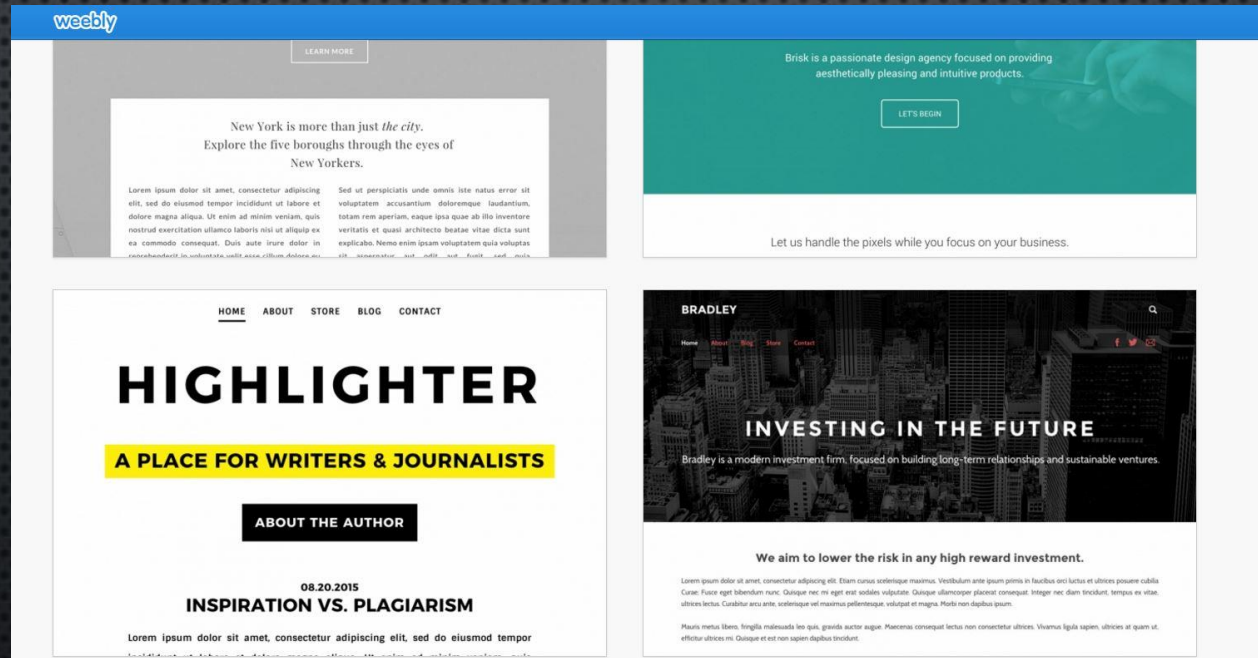
Introducing Carbon
Welcome to the next generation of Weebly.
elements to power your

Next Tip >

VALITSE SIVUSTO
LISTALTA

CHOOSING THE THEME

ALWAYS CHANGEABLE



YOUR DOMAIN – CHOOSE THE NAME FOR YOUR SITE

Choose Your Website Domain

This is the address where people will find your website online.

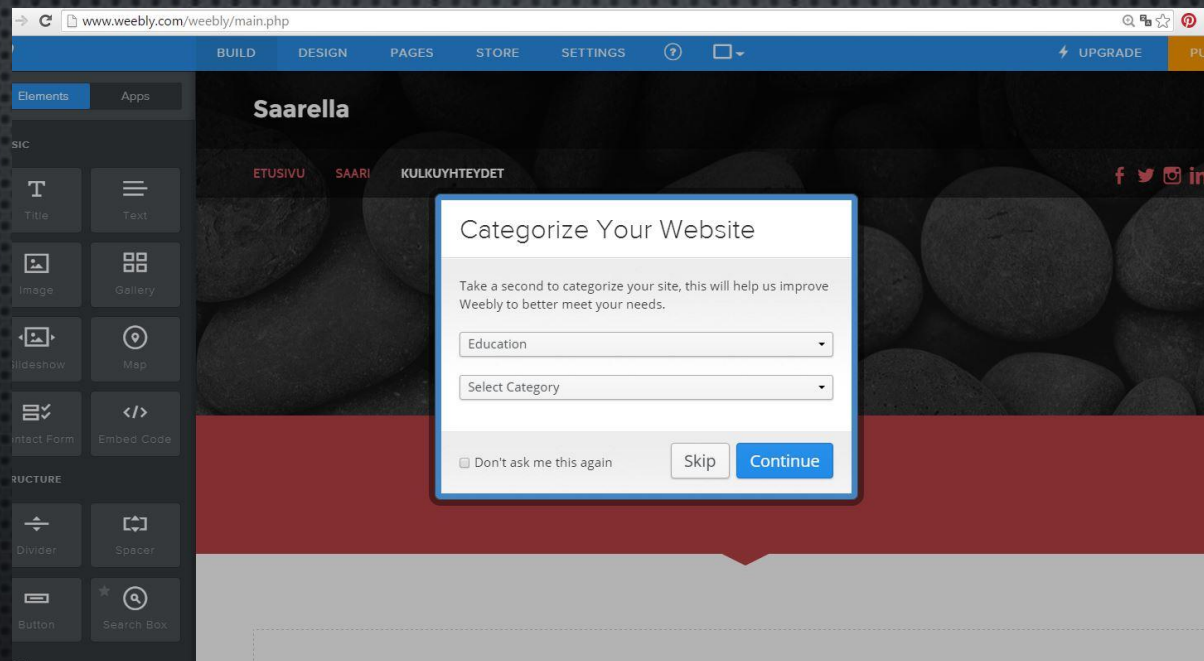
- Use a Subdomain of Weebly.com**
A great way to get your website started

http:// .weebly.com
- Register a New Domain**
For a more professional online presence

http://www. .com
- Connect a Domain You Already Own**
Choose a plan and connect your domain in the next step

http://

CATEGORIZE YOUR WEBSITE



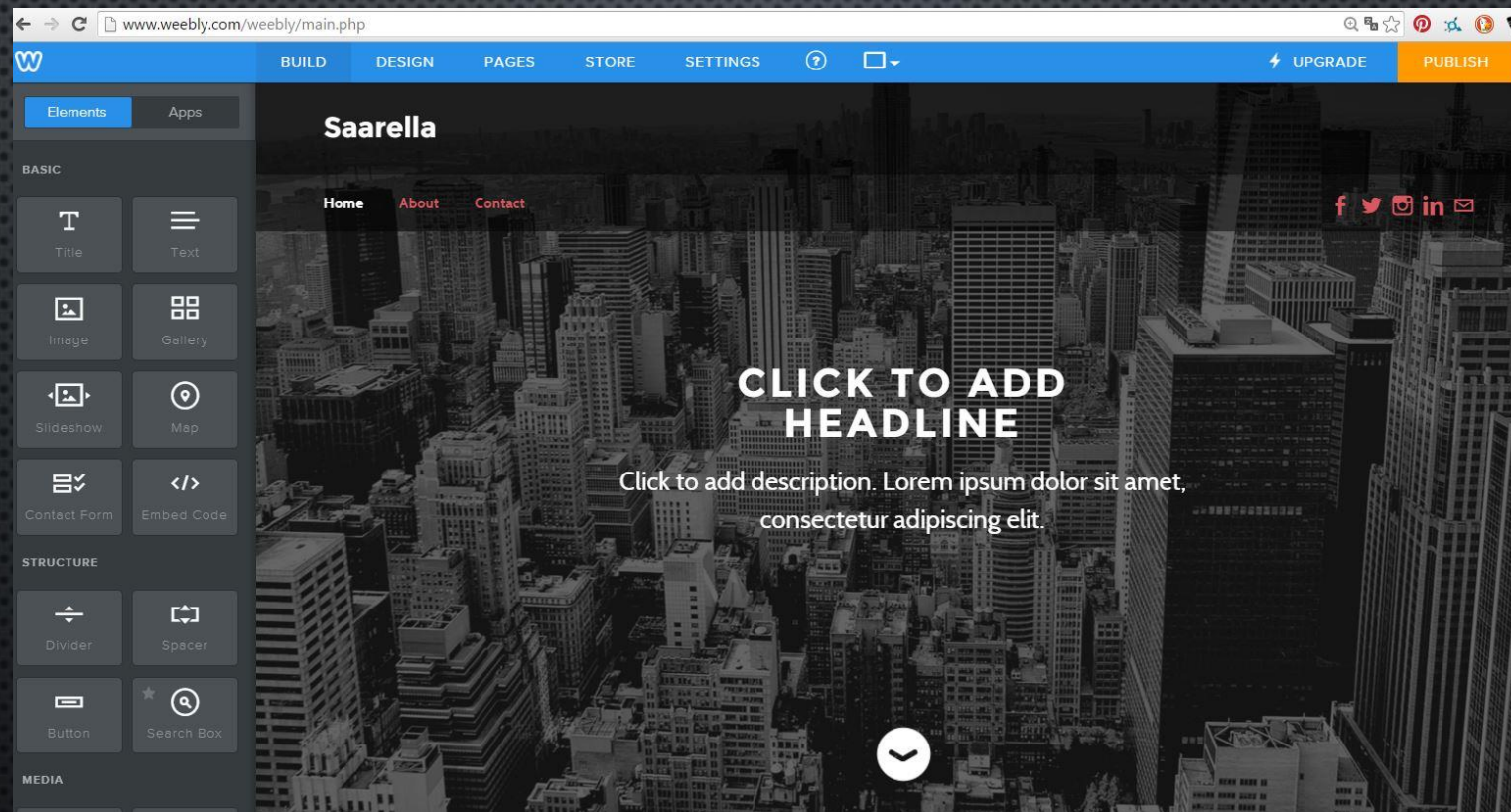
SITE MANAGERING | SETTINGS

GENERAL, SEO, EDITORS

The screenshot shows the Weebly Site Manager interface. The top navigation bar includes 'BUILD', 'DESIGN', 'PAGES', 'STORE', 'SETTINGS', 'UPGRADE', and 'PUBLISH'. The left sidebar lists settings categories: General, SEO, Editors, Members, My Apps, Store, and Blog. The main content area is titled 'General' and contains the following settings:

- Site Address:** A text field containing 'saarella.weebly.com' with a 'Change' button to its right.
- Site Title:** A text field containing 'My Site' with a 'Save' button to its right. Below the field is a checked checkbox labeled 'Show title on the top of your pages'.
- SSL:** A section with a status of 'Off' and an 'Upgrade' button.
- Favicon:** A section with a Weebly logo icon and a 'Change' button.

DESKTOP



MANAGING THE PAGES

PAGE NAME...

< ETUSIVU

PAGE NAME

ETUSIVU

Hide in Navigation


HEADER TYPE

Landing ▾

Visibility >

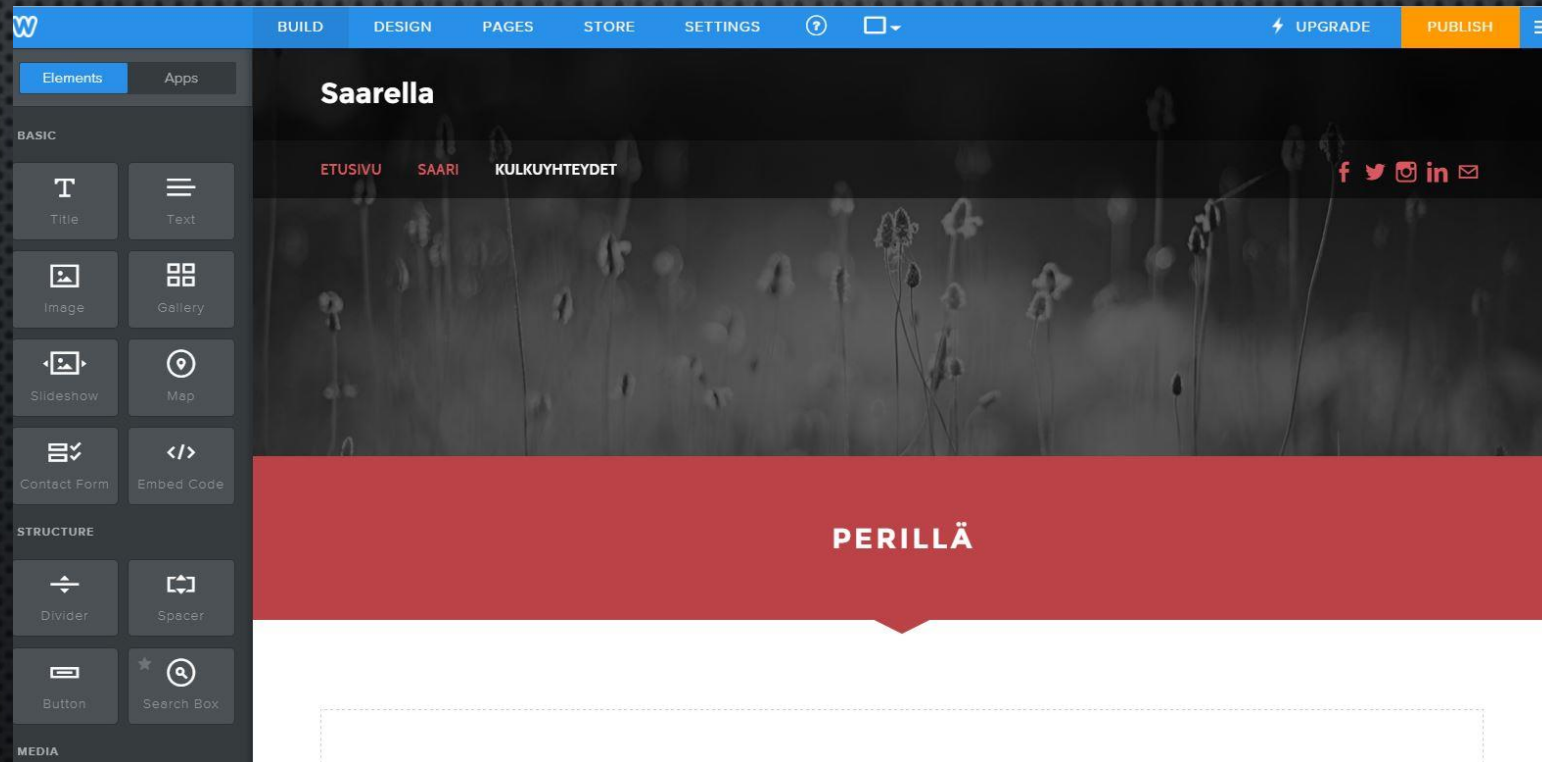
Advanced >

Copy Delete




The image shows a mobile application interface for managing website pages. On the left, a dark grey menu is open, displaying options for a page named 'ETUSIVU'. The menu includes a 'PAGE NAME' field with 'ETUSIVU' entered, a 'Hide in Navigation' checkbox, and a 'HEADER TYPE' section with three options: 'Landing' (with a dropdown arrow), 'Visibility' (with a right-pointing arrow), and 'Advanced' (with a right-pointing arrow). At the bottom of the menu are 'Copy' and 'Delete' buttons. On the right, a preview of the website 'My Site' is shown against a cityscape background. The site has a dark header with the title 'My Site' and a navigation menu with three items: 'ETUSIVU' (white text), 'About' (red text), and 'Contact' (red text).

EDITING FRONT PAGE



EDITING OR CHANGE THE THEME



NEW CHOZEN THEME

SAARELLA

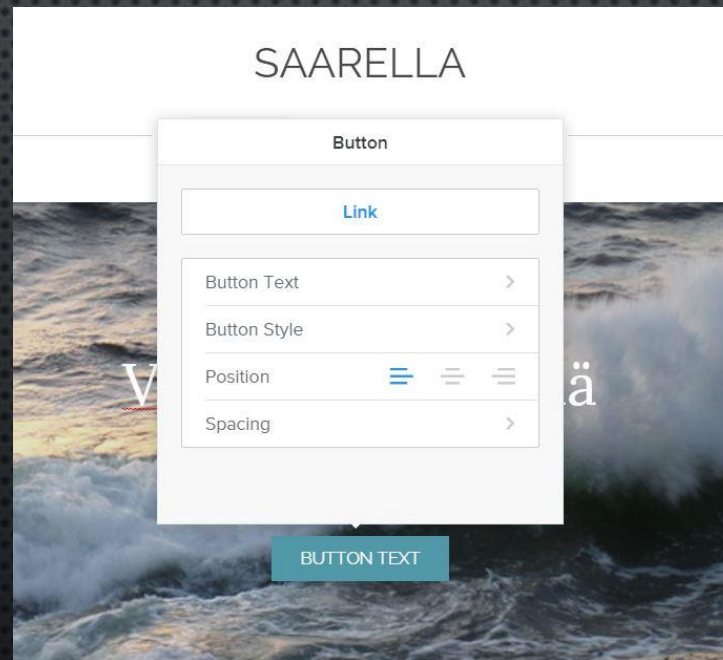
[ETUSIVU](#)

[SAARI](#)

[KULKUYHTEYDET](#)



BUTTON SETTINGS, TEXT

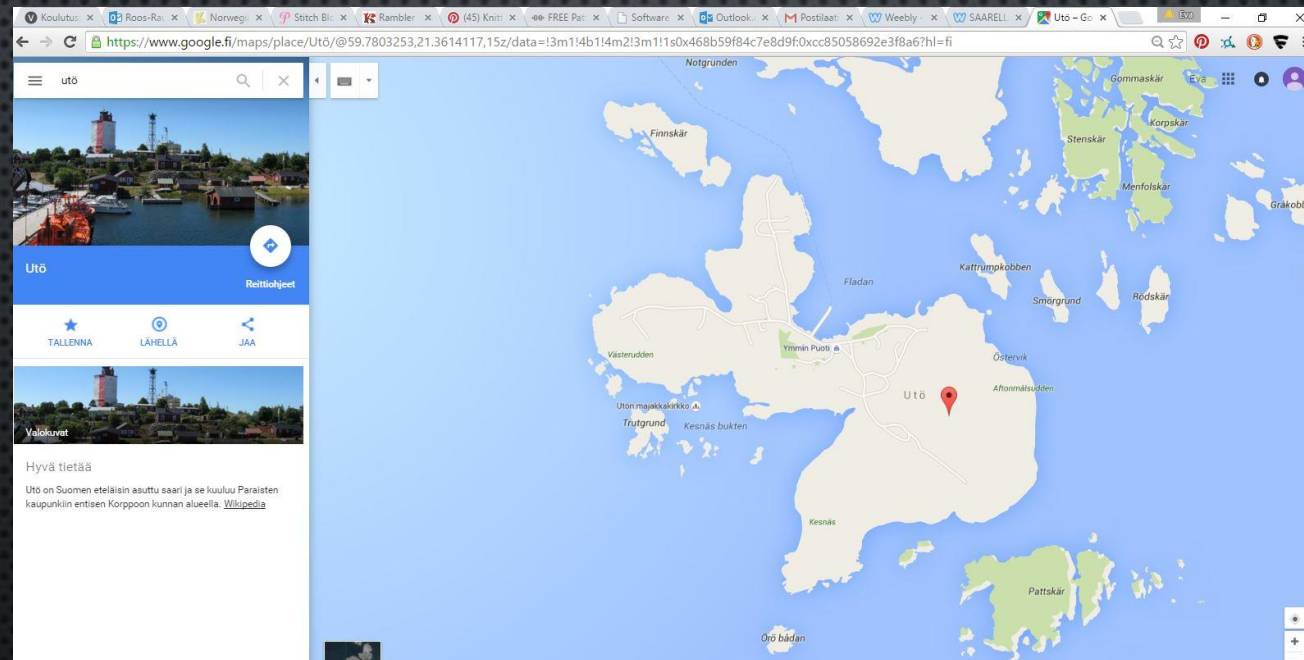


ADDING AND NAMING THE PAGES |

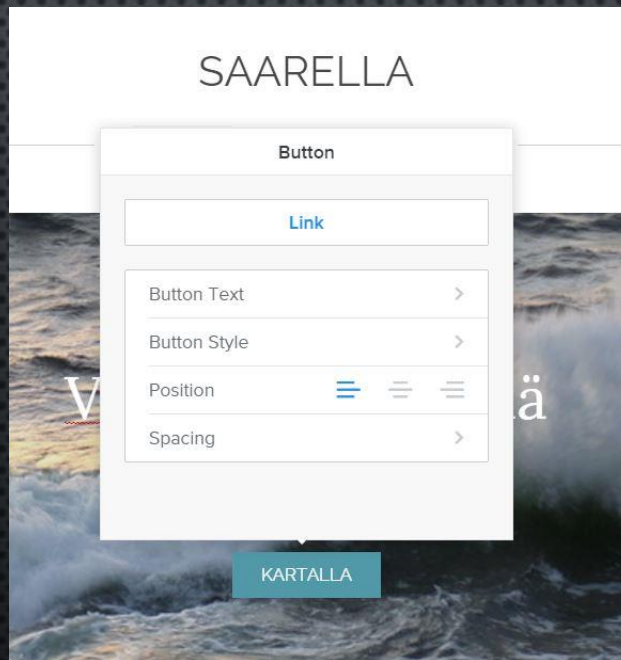
MAIN TITLE / SUBTITLE / BUTTON TEXT



MAP LINKING



LINK



SETTINGS FOR THE LINK

SAARELLA

Link to: Remove link ✖

Website URL Open link in new window

Standard Page

Store Page

File

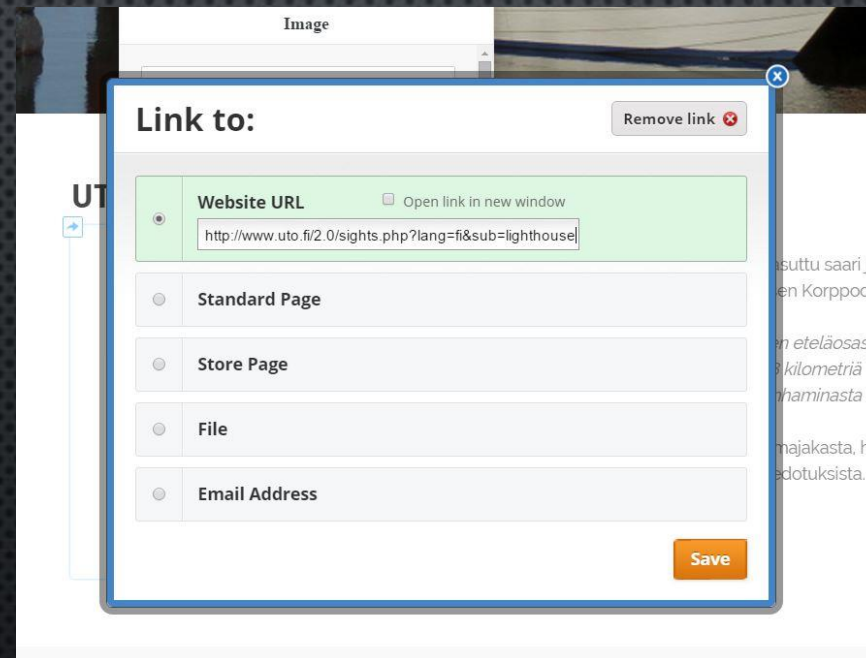
Email Address

Save

THEME FOR THE PAGE

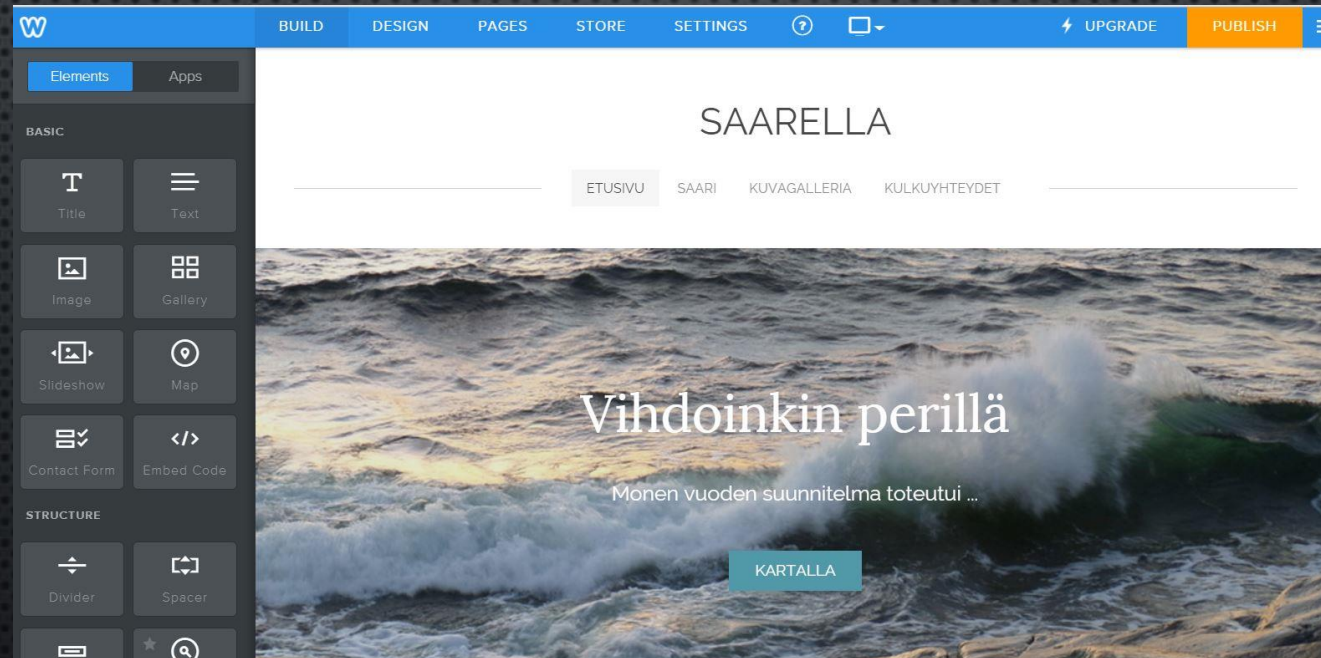
The screenshot displays a web page editor interface. At the top, a blue navigation bar contains the 'w' logo and menu items: BUILD, DESIGN, PAGES, STORE, SETTINGS, a help icon, and a dropdown arrow. Below this, a dark grey sidebar on the left shows the page configuration for 'SAARI'. The sidebar includes a back arrow, the page name 'SAARI', a 'PAGE NAME' field with 'SAARI' entered, a 'Hide in Navigation' checkbox, a 'HEADER TYPE' dropdown set to 'Short Header', and expandable sections for 'Visibility' and 'Advanced'. At the bottom of the sidebar are 'Copy' and 'Delete' buttons. The main editing area shows a preview of the page. The page has a white header with the title 'SAARELLA' and a navigation menu with 'ETUSIVU', 'SAARI', and 'KULKUYHTEYDET'. Below the header is a large image of a white boat with blue stripes docked at a wooden pier. At the bottom of the page, the text 'UTÖ - saari etelässä' is displayed.

LINKING THE IMAGE



DESKTOP, MENU

CHOOSE, PULL, DROP, ADD CONTENT, PUBLISH



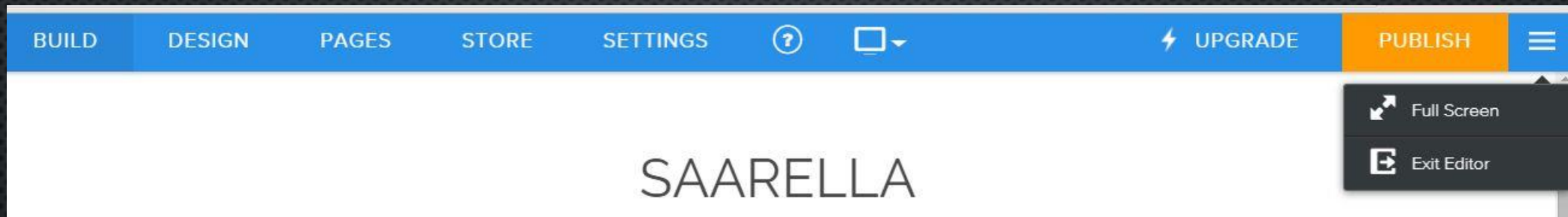
PUBLISH

BUILD DESIGN PAGES STORE SETTINGS ? □

⚡ UPGRADE PUBLISH ☰

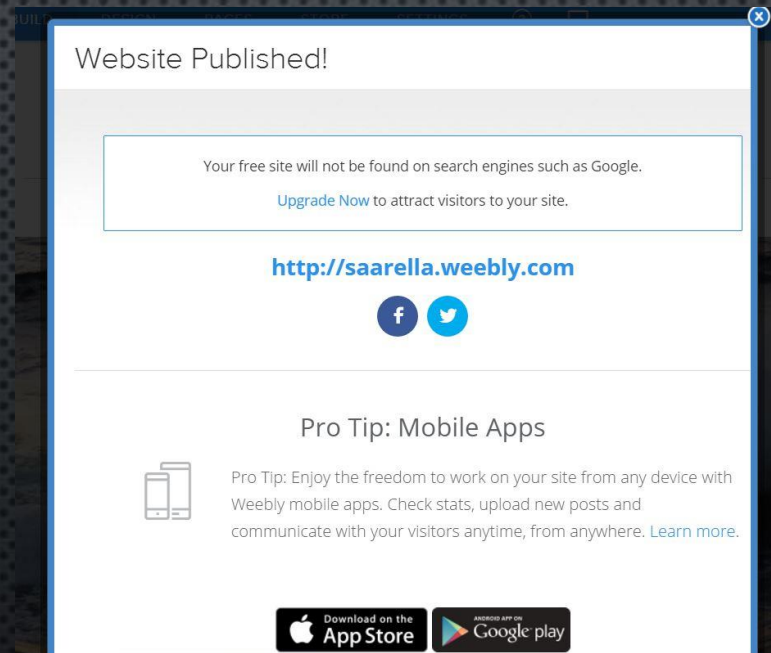
SAARELLA

- ↔ Full Screen
- ⏏ Exit Editor



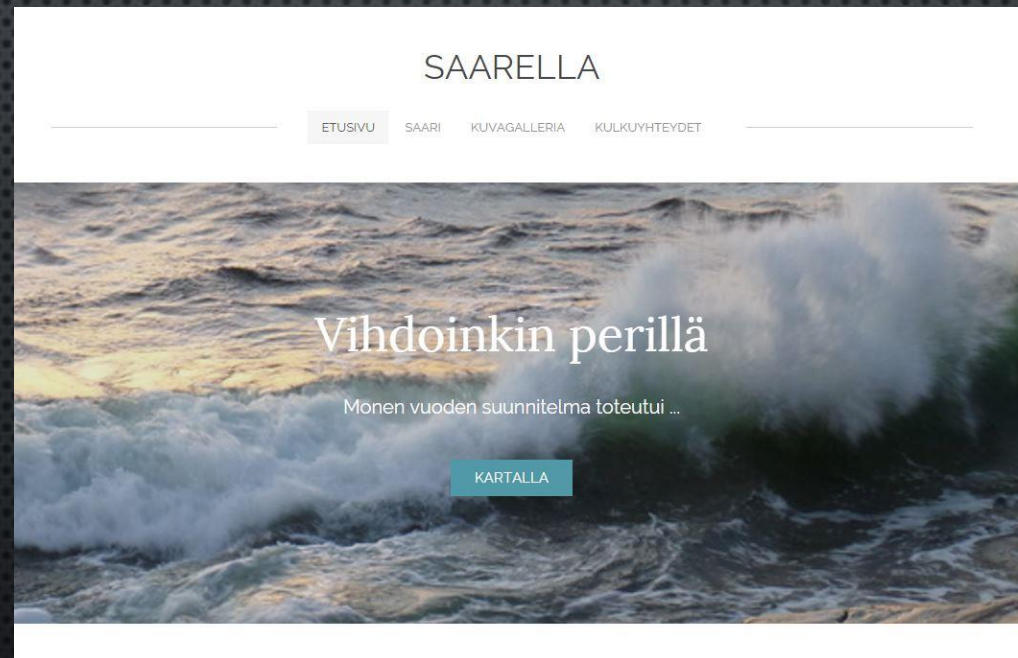
CHECKING THE PUBLIC VIEW

OR JUST REFRESH THE CONTENT USING CLOSE-ICON



PUBLIC VIEW

ON THE NEW TAB



EXIT EDITOR

The image shows a horizontal navigation bar with the following items from left to right: BUILD, DESIGN, PAGES, STORE, SETTINGS, a help icon (question mark in a circle), a window icon with a dropdown arrow, a lightning bolt icon labeled 'UPGRADE', an orange 'PUBLISH' button, and a hamburger menu icon. Below the navigation bar, the word 'SAARELLA' is centered in a large, grey, sans-serif font. The 'PUBLISH' button is open, showing a dropdown menu with two options: 'Full Screen' (with a maximize icon) and 'Exit Editor' (with an exit icon).

BUILD DESIGN PAGES STORE SETTINGS ? □

⚡ UPGRADE PUBLISH ☰

SAARELLA

↗ Full Screen

↖ Exit Editor

BACK TO EDITING

AFTER LOGIN

The screenshot displays the Weebly dashboard interface. At the top, there are navigation links for "Sites", "Domains", and "Emails". The Weebly logo is centered, and "Support" is on the right. Below this, the site name "SAARELLA" is shown with the URL "saarella.weebly.com - Free" and a plus icon. Action buttons for "Edit Site", "Upgrade", and a menu icon are also visible. The bottom section shows a "STATS" widget with a line graph icon and a right-pointing arrow, and a partial view of a "Introducing Carbon" widget.

Sites Domains Emails

weebly

Support

SAARELLA

saarella.weebly.com - Free

Edit Site

Upgrade

STATS

Introducing Carbon